

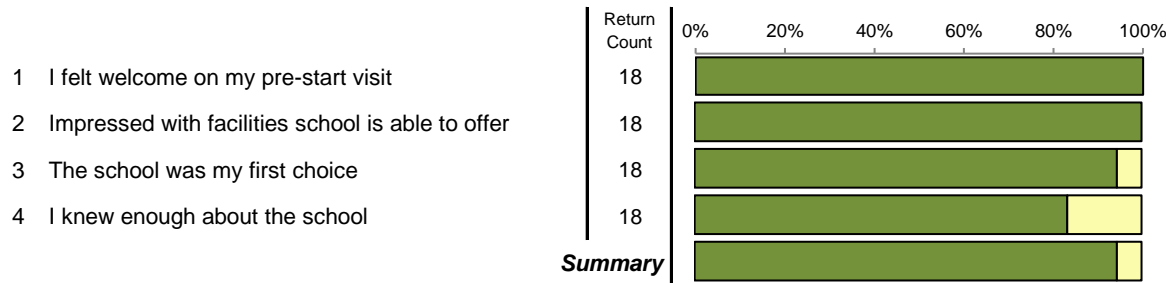
Survey: Parent/Carer New Starters Survey - October 2019

Report By: **All Respondents**

Difference from: All Respondents  
 Ext. Benchmark: 46,512 parents from 240 special schools within the 'All Data' QDP national benchmark.  
 Report style: Combined Graphical, Rated, Questionnaire order  
 Filtered by: All Respondents  
 Respondents: 18



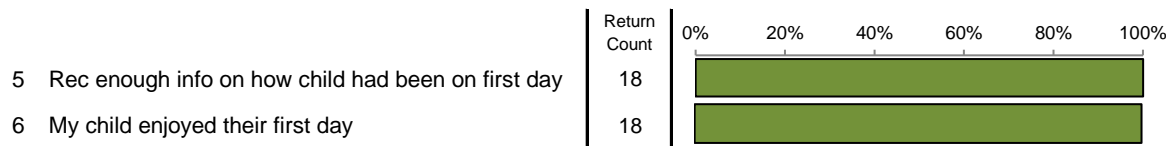
**Prior to Starting at the School**



Strongly Agree	Agree	Disagree	Strongly Disagree	Not Answered
18 100.0%	0 0.0%	0 0.0%	0 0.0%	0 0.0%
18 100.0%	0 0.0%	0 0.0%	0 0.0%	0 0.0%
17 94.4%	1 5.6%	0 0.0%	0 0.0%	0 0.0%
15 83.3%	3 16.7%	0 0.0%	0 0.0%	0 0.0%
68 94.4%	4 5.6%	0 0.0%	0 0.0%	0 0.0%

Rating	Difference	Agree%	Distance Travelled	Quartile	External Benchmark
100		100	=		
100		100	=	A	+27
97		100	+7		
92		100	+9		
97		100	+4	A	+27

**The First Day**



Strongly Agree	Agree	Disagree	Strongly Disagree	Not Answered
18 100.0%	0 0.0%	0 0.0%	0 0.0%	0 0.0%
18 100.0%	0 0.0%	0 0.0%	0 0.0%	0 0.0%

Rating	Difference	Agree%	Distance Travelled	Quartile	External Benchmark
100		100	=	A	+15
100		100	+8		

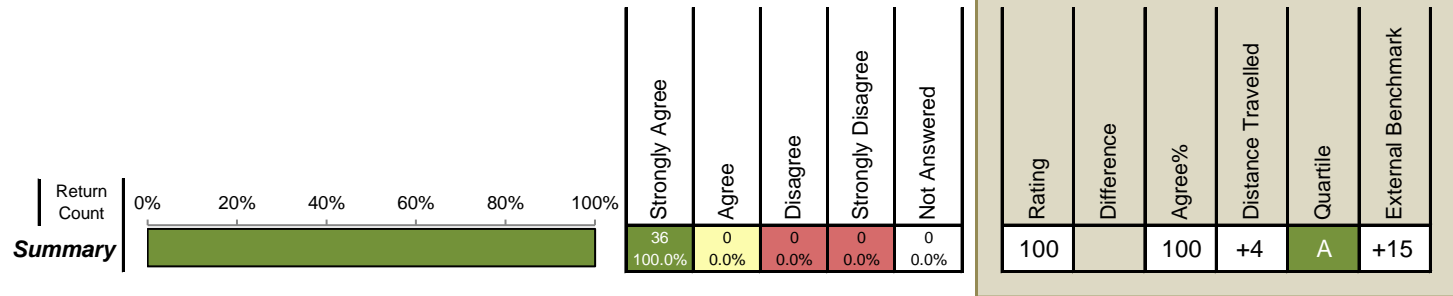
Survey: Parent/Carer New Starters Survey - October 2019

Report By: **All Respondents**

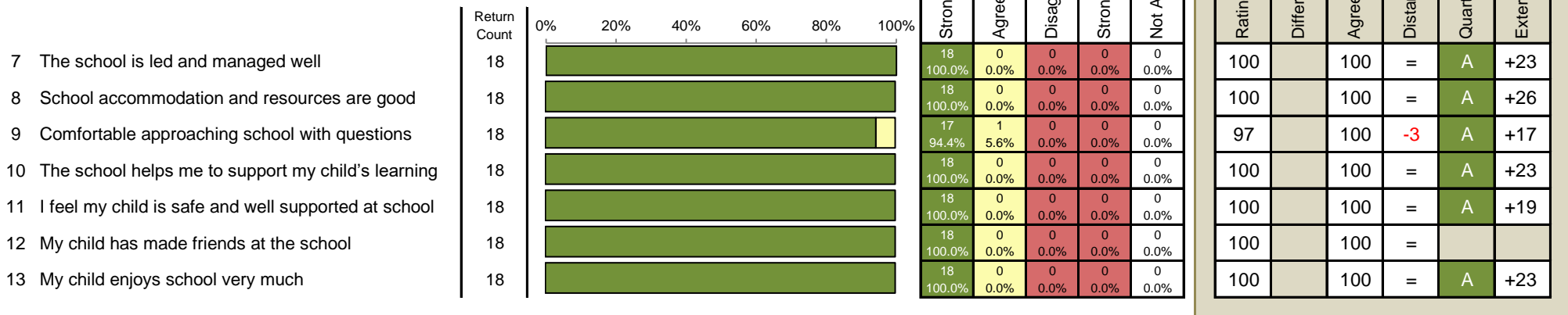
Difference from: All Respondents  
 Ext. Benchmark: 46,512 parents from 240 special schools within the 'All Data' QDP national benchmark.  
 Report style: Combined Graphical, Rated, Questionnaire order  
 Filtered by: All Respondents  
 Respondents: 18



**The First Day**



**The School**



Survey: Parent/Carer New Starters Survey - October 2019

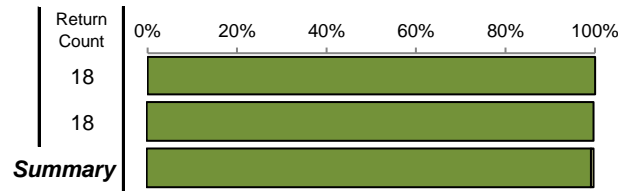
Report By: **All Respondents**

Difference from: All Respondents  
 Ext. Benchmark: 46,512 parents from 240 special schools within the 'All Data' QDP national benchmark.  
 Report style: Combined Graphical, Rated, Questionnaire order  
 Filtered by: All Respondents  
 Respondents: 18



**The School**

- 14 I am satisfied with the choice of this school
- 15 I would recommend the school to a friend



**Summary**

Strongly Agree	Agree	Disagree	Strongly Disagree	Not Answered
18 100.0%	0 0.0%	0 0.0%	0 0.0%	0 0.0%
18 100.0%	0 0.0%	0 0.0%	0 0.0%	0 0.0%
161 99.4%	1 0.6%	0 0.0%	0 0.0%	0 0.0%

Rating	Difference	Agree%	Distance Travelled	Quartile	External Benchmark
100		100	=	A	+18
100		100	=	A	+20
100		100	=	A	+21